

## Here are the steps for logging in and joining a class in Quaver Marvelous World of Music in the Hamilton Township School District.

Step 1 - Log in to your Clever account and find Quaver's Marvelous World of Music. This can be found under More apps on the left side of the screen.

The screenshot shows a web browser window with the URL [clever.com/in/hamilton/student/portal](https://clever.com/in/hamilton/student/portal). The page header includes the Clever logo, the school name "Robinson Elementary School", a search bar, and a "Portal" link. On the left sidebar, under "Favorite resources", the "More apps" link is highlighted. The main content area, titled "More apps", displays a grid of application icons. An arrow points to the "Quaver's Marvelous World of Music" icon, which is labeled "QuaverMusic.com". Other visible apps include CommonLit, Edmentum - Study Island, ExploreLearning Gizmos, Khan Academy, McGraw-Hill, and NGLSync (Instant Login).

**Clever** Robinson Elementary School Search Portal

Favorite resources

- Teacher Pages
- Sync'd District Applications
- District Apps (Sign In Req.)
- Google Apps For Education
- Learn More About Clever
- More apps

**More apps**

- CommonLit
- Edmentum - Study Island
- ExploreLearning Gizmos
- Khan Academy
- McGraw-Hill
- NGLSync (Instant Login)
- QuaverMusic.com

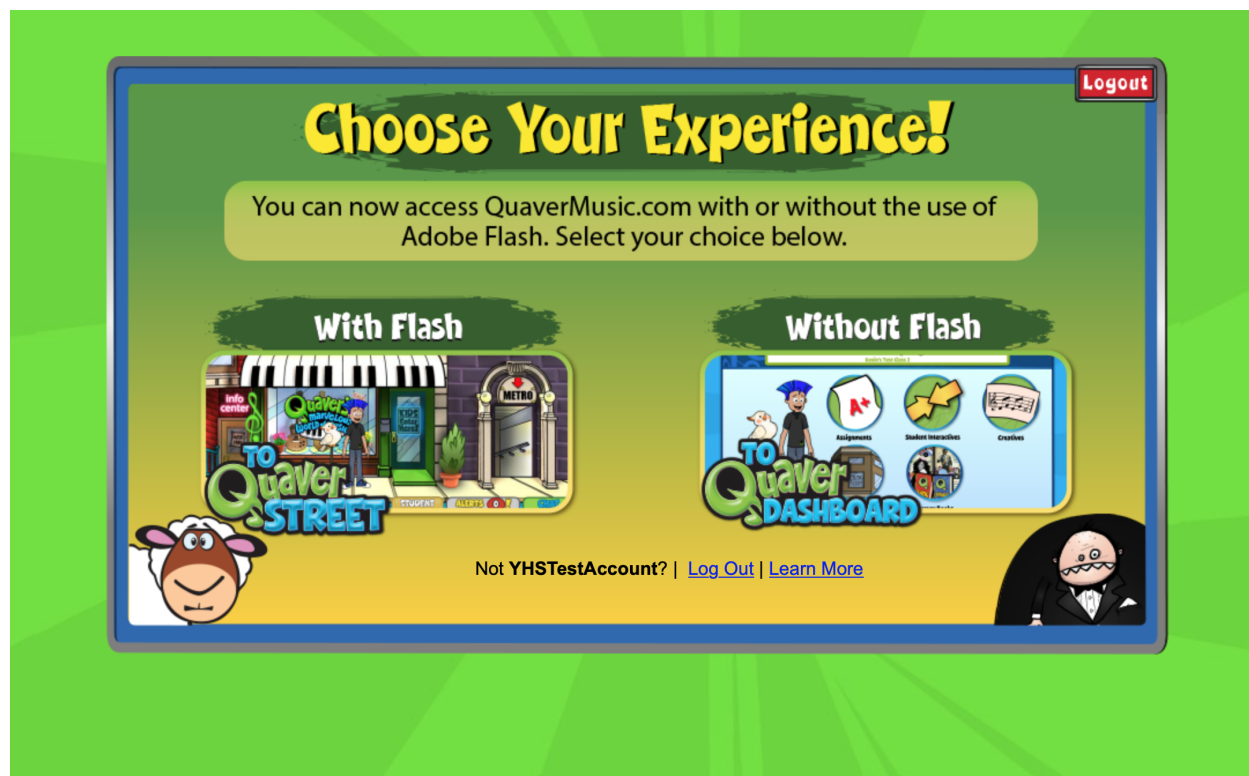
Clever © 2020 Privacy Policy Terms of Service

[https://clever.com/oauth/authorize?channel=clever-portal&client\\_id=f3bd1101f3619e608402&confirmed=true&district\\_id=572a3aff8389b60100000546&redirect\\_uri=http...](https://clever.com/oauth/authorize?channel=clever-portal&client_id=f3bd1101f3619e608402&confirmed=true&district_id=572a3aff8389b60100000546&redirect_uri=http...)

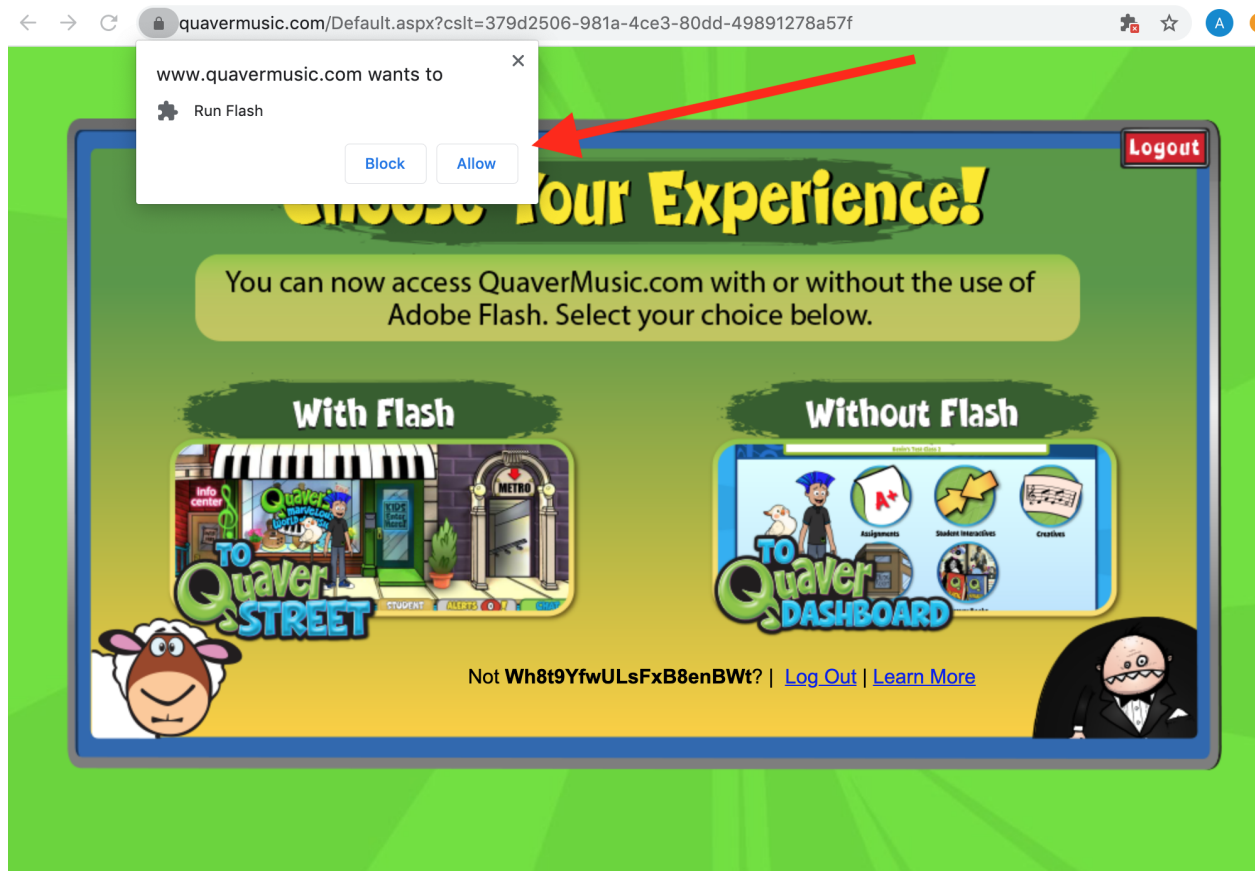
Step 2 - if you have never visited the site before you will be asked if it is your first time. Please click **No** I need a new account. If you have visited before you will not see this page. Skip to step 3.



Step 3 - If you are using a PC or Mac computer you will want to use the flash version of the site. iPad and most tablets will have to use the without flash version. The biggest difference is that without flash you will have to use the “lite” version of QGrooves and the creatives.

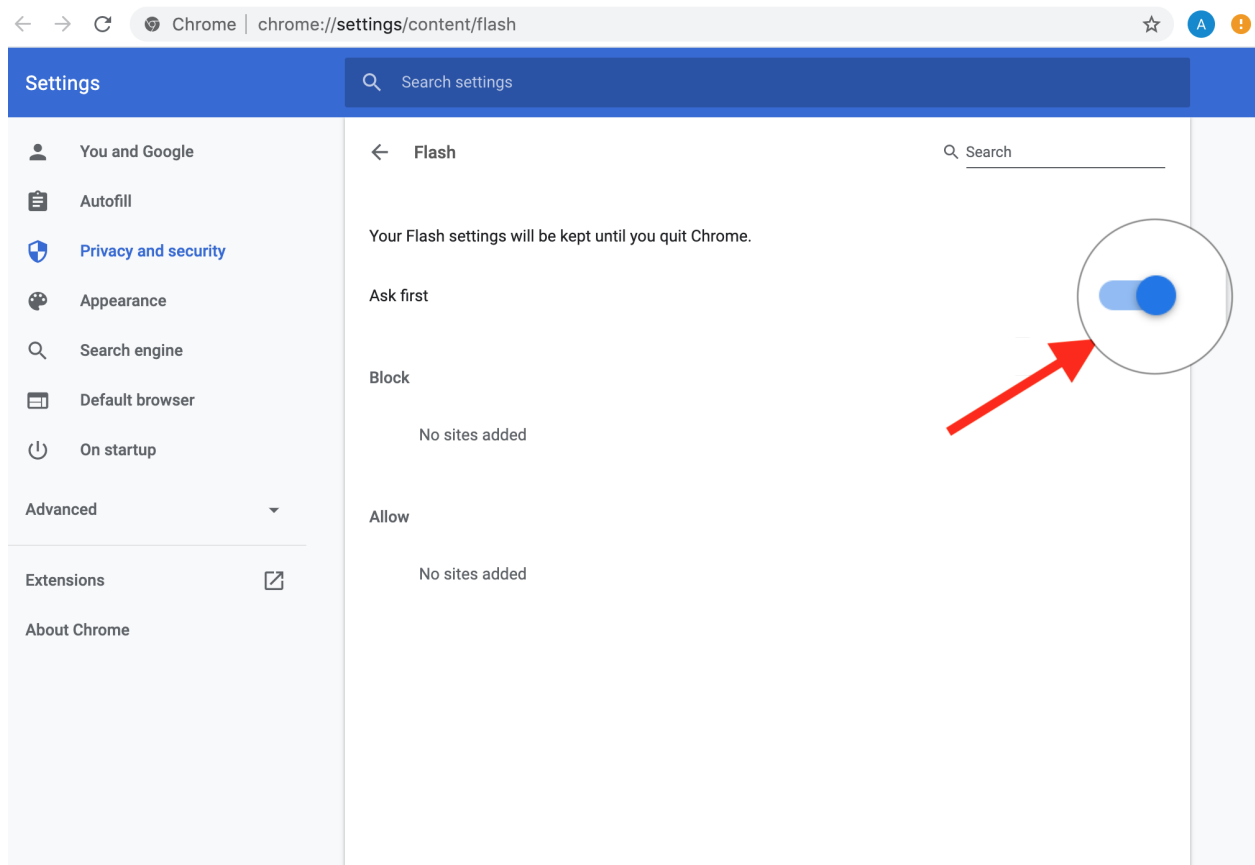


4. You may see this box pop up if you are using google chrome. Click Allow and go to step 5.

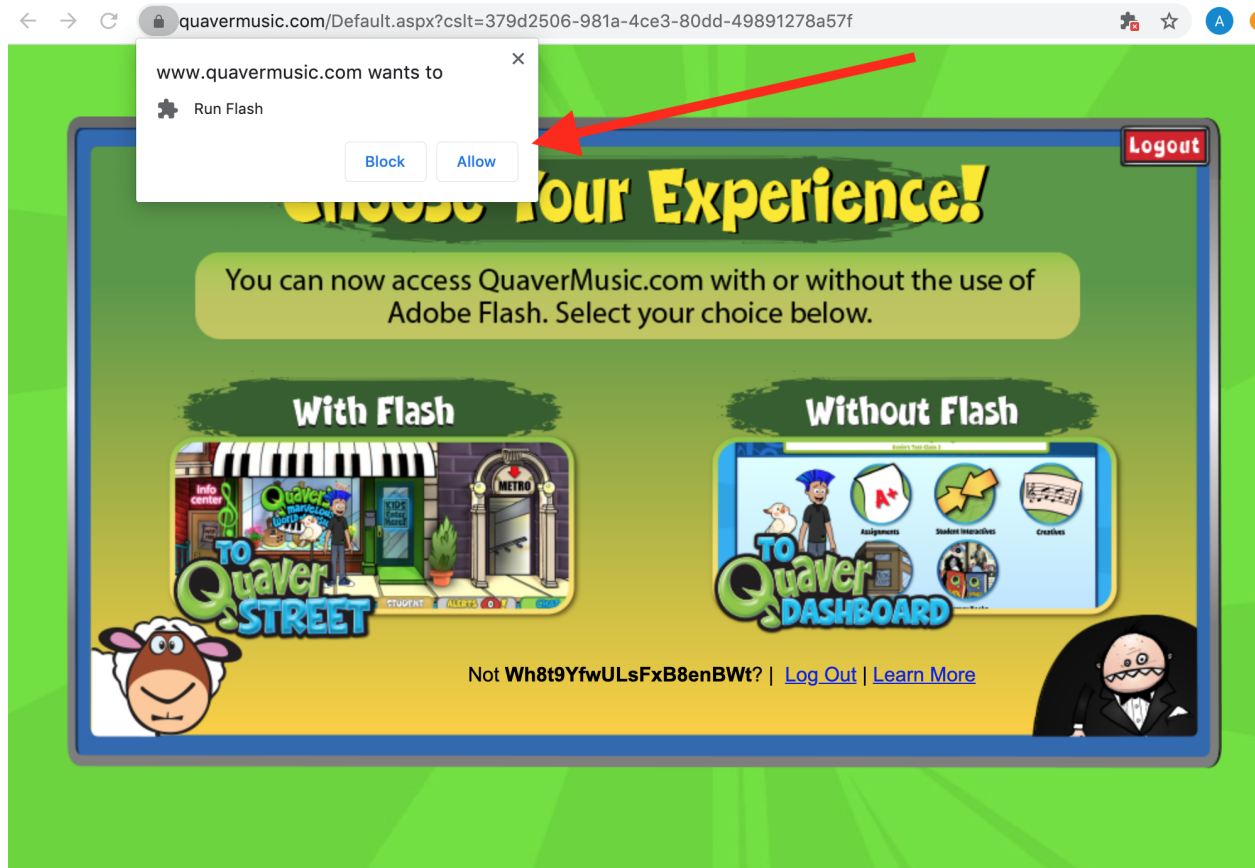




5. Click the blue circle to have your browser ask you before running flash.



6. Finally click allow flash to bring you to Quaver Street.



7. Finally to receive assignments you will need to join a class. The class codes can be found on my website. These are QUAVER CODES only. They will NOT work with Google Classroom. On Quaver Street click the student tab on the bottom of the screen.



8. This will take you to the student dashboard. Where you can join a class and enter your quaver class code.

